




PERSONAL INFORMATION

Ingrid Tonni



-  Address
Dental School - University of Brescia - Pza Spedali Civili
I-25123 Brescia Italy
-  Phone number 0039 0303995783
-  e-mail address: ingrid.tonni@unibs.it

Sex Female | Date of birth 16/05/1975 | Nationality Italian

OCCUPATIONAL FIELD

Orthodontist

WORK EXPERIENCE

-
- Dates (01/01/2015 - today)

Occupation or position held: Researcher
 Employer's name and locality: University of Brescia, Dental School
 Main activities and responsibilities: Cleft lip and palate (CLP) patients
 Business and Sector: Public Dental Health
 - Dates (01/11/2001 - today)

Occupation or position held: Researcher
 Employer's name and locality: University of Brescia, Dental School
 Main activities and responsibilities: Research activities on Dental Educatio, Orthodontics in particular asymmetries and CLP patients, Gnathology in particular Juvenile Idiopathic Arthritis (JIA) patients and mastication (mastication/nutrition, mastication/cognition).
 Business and Sector: Public Research
 - Dates (01/01/2001 - today)

Occupation or position held: Researcher
 Employer's name and locality: University of Brescia, Dental School
 Main activities and responsibilities: Undergraduate and Postgraduate dental students teaching and tutoring
 Business and Sector: Public Education
 - Dates (01/01/2001 - today)

Occupation or position held: Researcher
 Employer's name and locality: University of Brescia, Dental School
 Main activities and responsibilities: working in the Orthodontic department, the Gnathology department and the Emergency department of the Dental Clinic
 Business and Sector: Public Dental Health
 - Dates (01/05/2011 - today)

Occupation or position held: Teaching assignment in "Orthodontics" and "Gnathology"

Employer's name and locality: Dental School at the Slovak Medical University in Bratislava (SK)

Main activities and responsibilities: Teaching "Orthodontics" and "Gnathology" in the Post-graduate program in Orthodontics
Business and Sector: Public Education

Dates (01/09/2005 - 01/08/2008)

Occupation or position held: Postgraduate student in Orthodontics

Employer's name and locality: University of Cardiff, Dental School

Main activities and responsibilities: Orthodontic treatment
Business and Sector: Public Orthodontic Practise

Dates (01/01/2001 - 01/01/2004)

Occupation or position held: Dentist

Employer's name and locality: Self-employed

Main activities and responsibilities: General dentistry
Business and Sector: Private Practice

Dates (01/08/2003 - 01/09/2003)

Occupation or position held: Dentist

Employer's name and locality: "Smile mission Onlus", Verona

Main activities and responsibilities: General dentistry
Business and Sector: Charity

EDUCATION AND TRAINING

Dates (2005-2010)

Qualification awarded: PhD

Education or training organisation's name and locality: Cardiff University

Dates (2005 - 2008)

Qualification awarded: MOrth

Education or training organisation's name and locality: Cardiff University

Dates (2004 - 2005)

Qualification awarded: MPhil

Education or training organisation's name and locality: Cardiff University

Dates (1995 - 1999)

Qualification awarded: BDS

Education or training organisation's name and locality: University of Brescia

PERSONAL SKILLS

Mother tongue(s) Italian

Other language(s)	UNDERSTANDING		SPEAKING		WRITING
	Listening	Reading	Spoken interaction	Spoken production	
English	B1/B2	B1/B2	B1/B2	B1/B2	B1/B2
IELTS: 7.					

Levels: A1/A2: Basic user - B1/B2: Independent user - C1/C2 Proficient user

Common European Framework of Reference for Languages

Skills and Competences

Expert in clinical orthodontics , with special interest in: Asymmetries (molar rotation and distalization, NHP), CLP patients, syndromic patients.
 Proficient in Clinical Gnathology, with special interest in: JIA patients.

Organization of teaching (frontal teaching, teaching in groups, solving problem teaching), seminars, assessment procedures, and leading of several undergraduates' and postgraduate's thesis.

Digital competence

SELF-ASSESSMENT				
Information processing	Communication	Content creation	Safety	Problem solving
Independent user	Independent user	Independent user	Independent user	Independent user

Levels: Basic user - Independent user - Proficient user

Digital competences - Self-assessment grid

ECDL-certificate

Other computer skills:

- good command of office suite (word processor, spread sheet, presentation software)
- good command of SPSS Statistical Software gained in classes during the postgraduate training and using it for research purposes
- good command of 3D software as OrthoAnalyzer 3Shape, 3M intraoral scanner software gained during research activities
- good command of Cephalometric software as Dolphin and Gamma dental Software gained during clinical activities

ADDITIONAL INFORMATION

<p>Honours and awards</p>	<p>2001: Best Poster – “Orthodontics category”- for the research entitled “Clinical significance of dermatoglyphs in patients with cleft lip and palate” at the 8th meeting of the Italian Association of Dental Teachers.</p> <p>2010: Best Poster- Orthodontics category- at the 17th meeting of the Italian Association of Dental Teachers.</p> <p>2012: Best presentation for the research entitled “Using the bioimpedance for the assessment of bone healing after grafting in patients with cleft lip and palate” at the XVII Symposium of the Orthodontic Schools in Naples.</p> <p>2015: Excellence in Dental Education Award-Early Career Educator, at the ADEE Annual Conference, Szeged.</p> <p>2017: Honorable mention – “Orthodontics” category – for the research entitled “Asymmetric molars’ mesial rotation and mesialization in unilateral functional posterior crossbite and implications for interceptive treatment in the mixed dentition” at the 24th meeting of the Italian Association of Dental Teachers.</p>
<p>Courses</p>	<p>DADE Course (Developing Assessment in Dental Education) Prof. G. Brown, Prof. A. Nattestad, Prof. E. Falk Nilson, Prof. M. Rohlin, in Berna, 1-2 September 2001, and in Ljiljana, 7-8 September 2002.</p> <p>“Teaching the Teachers to Teach” hold in Brescia 23-27 January 2012.</p> <p>The Comprehensive Slavicek Education Program” by R. Slavicek, Vienna in 2011.</p> <p>The “Orthodontics in Craniofacial Dysfunctions program” by S. Sato, Japan and Vienna in 2012-2015</p> <p>“Orthodontics Biomechanics” course by G. Fiorelli, Milan in 2016-2017.</p>
<p>Projects</p>	<p>Participation in the research project "Effectiveness of orthopaedic treatment for skeletal class II malocclusion with a multicenter randomized controlled trial" as part of the MIUR (ministry of research and university) PRIN (Italian Projects of Relevant National Interest) 2004. The scientific coordinator was the Professor Roberto Martina and the project was granted 180.000 €.</p> <p>Participation the research project “3D printing for the health and well-being of paediatric patients (3DP-4HW)” that was first in the list of projects submitted under the public Health & Wealth 2015 competitive call granted for a total of 4,600.000 € thought funding from industries and public institutions. The scientific</p>

	coordinator was the Professor Marco Perona and the project was granted 180.000 €.
--	---

<p>Conferences</p>	<p>The organization of the Anglo-Italian collaboration colloquium. It is a meeting hold in Brescia University every year, where people coming from 40 countries in the world discuss about issues related to the use of information technology for dental education purposes.</p> <p>Participation in the role of “Rapporteur” for the workshop “Global Assessment” in “Shaping the future of dental education”: A joint American Dental Education Association (ADEA) and Association for Dental Education in Europe (ADEE) meeting, London 2017.</p> <p>Organisation and chairman of the Specialist Interest Group (SIG) titled: “Teacher feedback and student learning: A European perspective”. ADEE Annual Meeting: Oslo, Norway. Dental education in a changing society. 22-25 August 2018.</p> <p>Attendance at the Education Research Group of the IADR in Barcellona 2010, Boston 2015, San Francisco 2017 and London 2018.</p>
<p>Oral presentations</p>	<p>IV Congress of Pathology and Oro-maxillofacial surgery, Trieste (Italy) 2011. Title of the lecture: “Diseases of the Oral Cavity in the evolutionary age with the title “Paediatrics, cleft lip and palate and orthodontics: experience of the University of Brescia”.</p> <p>Regional (Lombardy) Course of the Italian Association for Orthodontist (SIDO), Milan (Italy), Saturday 11th October, Milan (Italy) 2008. Title of the lecture: “Educational considerations about the timing of orthopaedic treatment”.</p> <p>22th meeting of the Italian Association of Dental Teachers, Milan 2015. Title of the lecture “Tips to improve the assessment”.</p> <p>ADEE Annual Conference: Vilnius, Lithuania. Learning together to improve oral health and quality of life. 23-25 August 2017. Title of the lecture “Assessment in a Global Context”.</p> <p>96th General Session & Exhibition of the IADR-IADR Pan European Regional Congress, London (England), July 25-28 2018. Title of the lecture: “Food Consistency And Food Texture Influence On Mastication: A Systematic Review”.</p>

- Certifications** MOrth (membership in Orthodontics)
SIDO Board in Orthodontics
- Memberships** IADR (International Association Dental Research)
ADEE (Association for Dental Education in Europe)
EOS (European Association of Orthodontics)
SIDO (Italian Society of Orthodontics)
RCSE (Royal College of Surgeons of Edinburgh)
GDC (General Dental Council)
- Journal Referee** European Journal of Dental Education,
Journal of Dental Education,
European Journal of Orthodontics
Cleft Palate-Craniofacial Journal,
Minerva Stomatologica
- Book** Tonni I., Oliver R.G. Students' and mentors' perceived value of a reflective e-portfolio. 2015, Scholars' Press - ISBN-13: 978-3-639-85964-5.

Publications

- 1) Borghesi A, Michelini S, Zigliani A, Tonni I, Maroldi R. Three-rooted maxillary first premolars incidentally detected on cone beam CT: an in vivo study. *Surg Radiol Anat.* 2019 Apr;41(4):461-468. doi: 10.1007/s00276-019-02198-8. Epub 2019 Feb 5. PubMed PMID: 30721338.
- 2) Piacino MG, Cannavale R, Dalmaso P, Tonni I, Garagiola U, Perillo L, Olivieri AN. Cranial structure and condylar asymmetry of patients with juvenile idiopathic arthritis: a risky growth pattern. *Clin Rheumatol.* 2018 Jun 21. doi: 10.1007/s10067-018-4180-5. [Epub ahead of print] PubMed PMID: 29931517.
- 3) Costantinides F, Parisi S, Tonni I, Bodin C, Vettori E, Perinetti G, Di Lenarda R. Reliability of kinesiography vs magnetic resonance in internal derangement of TMJ diagnosis: A systematic review of the literature. *Cranio.* 2018 Apr 8:1-8. doi: 10.1080/08869634.2018.1455433. [Epub ahead of print] PubMed PMID: 29629642.
- 4) Patel US, Tonni I, Gadbury-Amyot C, Van der Vleuten CPM, Escudier M. Assessment in a global context: An international perspective on dental education. *Eur J Dent Educ.* 2018 Mar;22 Suppl 1:21-27. doi: 10.1111/eje.12343. PubMed PMID: 29601682.
- 5) Borghesi A, Tonni I, Pezzotti S, Maroldi R. Peripheral osteoma, compound odontoma, focal cemento-osseous dysplasia, and cemento-ossifying fibroma in the same hemimandible: CBCT findings of an unusual case. *Radiol Case Rep.* 2017 Sep 21;12(4):756-759.
- 6) Tonni I, Iannazzi A, Piacino MG, Costantinides F, Dalessandri D, Paganelli C. Asymmetric molars' mesial rotation and mesialization in unilateral functional posterior crossbite and implications for interceptive treatment in the mixed dentition. *Eur J Orthod.* 2016 Dec 31. pii: cjw067. doi: 10.1093/ejo/cjw067. [Epub ahead of print] PubMed PMID: 28040681.
- 7) Tonni I, Mora L, Oliver RG. Postgraduate Orthodontics Students' and Mentors' Perceptions of Portfolios and Discussion as Tools for Development of Reflection. *J Dent Educ.* 2016 Sep;80(9):1098-108. PubMed PMID: 27587577.
- 8) Costantinides F, Vidoni G, Tonni I, Bazzocchi G, Bodin C, Di Lenarda R. Orofacial pain induced by Eagle syndrome in an elderly patient with temporomandibular disorders - a case report. *Gerodontology.* 2016 Sep; 33(3): 428-31. doi: 10.1111/ger.12160. PubMed PMID: 27464636.
- 9) Cassi D, De Biase C, Tonni I, Gandolfini M, Di Blasio A, Piacino MG. Natural position of the head: review of two-dimensional and three-dimensional methods of recording. *Br J Oral Maxillofac Surg.* 2016 Apr; 54(3): 233-40. Doi: 10.1016/j.bjoms.2016.01.025. Epub 2016 Feb 16. Review. PubMed PMID: 26896079.
- 10) Dalessandri D, Tonni I, Dianiskova S, Migliorati M, Bonetti S, Visconti L, Salgarello S, Paganelli C. Rapid palatal expander vs. quad-helix in the orthodontic treatment of cleft lip and palate patients. *Minerva Stomatol.* 2016 Apr; 65(2): 97-103. Epub 2016 Jan 28. PubMed PMID: 26822995.
- 11) Bardellini E, Tonni I, Micheli R, Molinaro A, Amadori F, Flocchini P, Piana G, Majorana A. Occlusal traits in children with neurofibromatosis type 1. *Orthod Craniofac Res.* 2016 Feb; 19(1): 46-53. doi: 10.1111/ocr.12108. Epub 2015 Oct 2. PubMed PMID: 26428540.
- 12) Piacino MG, Cannavale R, Dalmaso P, Tonni I, Filipello F, Perillo L, Cattalini M, Meini A. Condylar asymmetry in patients with juvenile idiopathic arthritis: Could it be a sign of a possible temporomandibular joints involvement? *Semin Arthritis Rheum.* 2015 Oct;45(2):208-13. doi:10.1016/j.semarthrit.2015.04.012. Epub 2015 May 2. PubMed PMID: 26033319.
- 13) Tonni I, Oliver RG. Acceptability of a reflective e-portfolio instituted in an orthodontic specialist programme: a pilot study. *Eur J Dent Educ.* 2013 Aug;17(3):177-84. doi: 10.1111/eje.12038. Epub 2013 Feb 27. PubMed PMID:23815695.
- 14) Tonni I, Oliver R. A Delphi approach to define learning outcomes and assessment. *Eur J Dent*

- Educ. 2013 Feb;17(1):e173-80. doi: 10.1111/eje.12000. Epub 2012 Aug 27. PubMed PMID: 23279407.
- 15) Tonni I, Pregarz M, Ciampalini G, Costantinides F, Bodin C. Overjet and Overbite Influence on Cyclic Masticatory Movements: A CT Study. *ISRN Radiol.* 2013 Sep 5;2013:932805. doi: 10.5402/2013/932805. eCollection 2013. PubMed PMID: 24967291; PubMed Central PMCID: PMC4045538.
 - 16) Dalessandri D, Lazzaroni E, Migliorati M, Piancino MG, Tonni I, Bonetti S. Self-ligating fully customized lingual appliance and chair-time reduction: a typodont study followed by a randomized clinical trial. *Eur J Orthod.* 2013 Dec;35(6):758-65. doi: 10.1093/ejo/cjs093. Epub 2012 Nov 24. PubMed PMID: 23180385.
 - 17) Dalessandri D, Laffranchi L, Tonni I, Zotti F, Piancino MG, Paganelli C, Bracco P. Advantages of cone beam computed tomography (CBCT) in the orthodontic treatment planning of cleidocranial dysplasia patients: a case report. *Head Face Med.* 2011 Feb 27;7:6. doi: 10.1186/1746-160X-7-6. PubMed PMID: 21352577; PubMed Central PMCID: PMC3053235.
 - 18) Laffranchi L, Dalessandri D, Tonni I, Paganelli C. Use of CBCT in the orthodontic diagnosis of a patient with pycnodysostosis. *Minerva Stomatol.* 2010 Nov-Dec;59(11-12):653-61. English, Italian. PubMed PMID: 21217630.
 - 19) Winning T, Needleman I, Rohlin M, Carrassi A, Chadwick B, Eaton K, Hardwick K, Ivancakova R, Jallaludin RL, Johnsen D, Kim JG, Lekkas D, Li D, Onisei D, Pissiotis A, Reynolds P, Tonni I, Vanobbergen J, Vassileva R, Virtanen J, Wesselink P, Wilson N. Evidence-based care and the curriculum. *Eur J Dent Educ.* 2008 Feb;12 Suppl 1:48-63. doi: 10.1111/j.1600-0579.2007.00480.x. Review. PubMed PMID: 18289268.

Brescia, 30/03/2019



Dott.ssa Ingrid Tonni